



11th

**Advanced Course
on
Knee Surgery**



DIRECTORS

- N. GRAVELEAU
- F. KELBERINE
- P. LANDREAU
- S. LUSTIG

**JANUARY
19TH TO 23RD
2025**

Information

kneecourse@valdisere-congres.com

+33 4 79 06 21 23

www.kneecourse.com



THE 11TH ADVANCED COURSE ON KNEE SURGERY MADE THE APPLICATION TO THE EUROPEAN ACCREDITATION COUNCIL FOR CONTINUING MEDICAL EDUCATION (EACCME®)

THE CONGRESS WILL TAKE PLACE IN VAL D'ISERE FROM SUNDAY 19TH AFTERNOON TO THURSDAY 23RD OF JANUARY AT MIDDAY

EDITO

Dear Friends, Dear Colleagues,

We are pleased to announce the 11th Advanced Course on Knee Surgery which will be held in Val d'Isère from January 2025 – 19th to 23rd.

Lectures, relive-surgeries, minibattles, hot topics, "how I do" sessions, case challenges, crossfire discussions will be based on clinical cases, traps and tricks.

Some slots will be reserved for participant's selected cases related to the topic.

This meeting will bring current concepts and guidelines for participant's daily practice.

The program will ensure a high scientific level, thanks to our international guest speakers.

Our adventure started 20 years ago. The original feature for a knee surgery specific congress made its success. Thanks to the speakers and the participants coming from all over the world.

The easy interaction with large rooms for discussion led to a very high scientific level in a warmful atmosphere.

Have a look on our web site "knee course.com" to check the quality of the previous congresses and the quality of the faculty.





Join us in Val d'Isère, such a unique place for such a unique scientific meeting !!!

Save the date and join us to the top on January 19th to 23rd, 2025!

Very Friendly Yours.

*F. Kelberine, P.Landreau, N.Graveleau & S.Lustig
Course Co-Directors*

CO-DIRECTORS

- N. GRAVELEAU 
- F. KELBERINE 
- P. LANDREAU 
- S. LUSTIG 



FACULTY MEMBERS

- J.N. ARGENSON 
- F. BENAZZO 
- N. BUDHIPARAMA 
- G. DEMEY 
- V. DUTHON 
- J.M. FAYARD 
- C. FINK 
- N. GRAVELEAU 
- A. IMHOFF 
- M. KARAHAN 

- F. KELBERINE 
- J.C MONLLAU 
- V. MUSAHL 
- T. NERI 
- P. LANDREAU 
- S. LUSTIG 
- S. OUSSEDIK 
- D. PARKER 
- E. SERVIEN 
- A. TROELSEN 
- P. VERDONK 



Under the Patronage of





SUNDAY 19TH AFTERNOON

AFTERNOON 16H30 - 20H

BASICS

PF INSTABILITY

First dislocation	E. Servien	10'
Trocheoplasty and MPFL	G. Demey	10'
Clinical cases (different MPFL, TTT)	A. Imhoff	25'

UNI FP

HTO or UKA : how to make the right decision	J-N. Argenson	10'
PF arthroplasty in 2024	A. Troelsen	10'
Cases discussion : lateral UKA (post trauma, combined ACL, post ME)	S. Lustig	25'

Coffee break

CYSTS AROUND THE KNEE

Popliteus cyst	P. Landreau	5'
Meniscal cyst	C. Fink	5'
Proximal TFJ	J-M. Fayard	5'
Cruciate ligament ganglion	N. Graveleau	5'
Clinical cases / discussion	P. Landreau	25'

EXTENSOR SYSTEM RUPTURES

Tendon ruptures	V. Duthon	10'
Bone fractures / avulsion	T. Neri	10'
Clinical cases discussion (chronic cases)	M. Karahan	25'





MONDAY 20TH

MORNING 8H - 11H30

PROXIMAL TIBIAL FRACTURES

Classification	J-N. Argenson	8'
Clinical and radiological assessment	T. Neri	8'
Approaches (classic vascularization, MIS, arthroscopy)	F. Benazzo	10'
<i>Discussion</i>		5'
How I fix a split fracture	J-M. Fayard	7'
How I fix a depression fracture	J-C. Monllau	7'
How I fix a bicondylar fracture	N. Budhiparama	7'
How I fix a tibial spine avulsion	N. Graveleau	7'
Bone defect filling : yes or no ?	E. Servien	8'
<i>Discussion</i>		5'
3 simple clinical cases with participants	F. Kelberine	18'

Coffee break

Osteoporotic bone / Pathological fracture	F. Benazzo	8'
Soft tissue issues (meniscus, skin, ligament, PT)	T. Neri	10'
Fixation planning in diaphyseal extension	C. Fink	8'
Osteo-cartilaginous defect	P. Verdonk	8'
Early complications	M. Karahan	10'
Rationale for fixation (from pinning to EF)	F. Kelberine	8'
Goals of rehabilitation	V. Duthon	8'
<i>Discussion</i>		10'
Participant's clinical cas		20'

AFTERNOON 16H30 - 19H30

COMPLICATIONS OF TKA(I)

1st PART

INSTABILITY

Diagnosis instability vs laxity	F. Benazzo	8'
PE exchange and soft tissue procedure : does it make sense ?	G. Demey	8'
Mid flexion instability management	J-N. Argenson	8'
Rotating hinge TKA : rules to make it affective	S. Lustig	8'
<i>Discussion</i>		8'

STIFFNESS

Place for MUA	J-C. Monllau	8'
Arthroscopic arthrolysis	F. Kelberine	8'
Open Arthrolysis	E. Servien	8'
Stiff TKA revision : algorithm	F. Benazzo	8'
<i>Discussion</i>		8'



MONDAY 20TH

COMPLICATIONS OF TKA(I)

Coffee break

2nd PART

PAINFULL TKA

Protocol of assessment	S. Lustig	8'
Impingement with bone and/or cement	G. Demey	8'
Soft tissue impingement (ITB, MCL, popliteus or patellar tendon)	T. Neri	8'
Pain without anatomic findings	A. Troelsen	8'
Neurotomy	P. Verdonk	8'
Clinical cases with participants	S. Oussedik	20'





TUESDAY 21ST

MORNING 8H - 11H30

COMPLICATIONS OF TKA (II)

INFECTION

Make a proper diagnosis	D. Parker	8'
Place for DAIR	N. Budhiparama	8'
One stage revision	S. Oussedik	8'
Two stages revision	F. Benazzo	8'
New strategies	S. Lustig	8'
<i>Discussion</i>		8'

ASEPTIC LOOSENING

Zonal fixation concept	A. Troelsen	8'
The key = zone 2	J-N. Argenson	8'
Cones vs sleeve : how I choose	S. Oussedik	8'
<i>Discussion</i>		20'

Coffee break

FRACTURES

Conservative : how to fix it ?	J-N. Argenson	8'
Specific management of peri-prosthetic fracture	N. Budhiparama	8'
Fracture on patellar implant	G. Demey	8'
Participants' clinical cases	J-C. Monllau	20'

ALLERGY

Diagnosis and options for re-surgery	E. Servien	8'
Innovative technology and revision : time for a prime	S. Oussedik	8'
<i>Discussion</i>		10'





TUESDAY 21ST

AFTERNOON 16H30 - 19H

TREATMENT OF CARTILAGE LESIONS

Medical and injections	F. Kelberine	8'
Unloader braces	V. Duthon	8'
Fixation of fragment	N. Graveleau	8'
Debridement, chondroplasty, microfractures	M. Karahan	8'
Enhanced microfractures	C. Fink	8'
OAT	A. Imhoff	8'
Osteochondral allograft	J-C. Monllau	8'
<i>Discussion</i>		14'

Coffee break

Synthetic cell free substitution (agili)	P. Verdonk	8'
ACI, MACI	D. Parker	8'
Cartilage autograft implantation system	P. Landreau	8'
Mini-metal option	P. Verdonk	8'
<i>Discussion</i>		10'





WEDNESDAY 22ND

MORNING 8H - 11H

ACL TECHNICAL CURRENT CONCEPTS (I)

BTB harvesting	P. Landreau	5'
Hamstring harvesting	N. Graveleau	5'
Quad tendon harvesting	C. Fink	5'
Iliotibial band harvesting	M Fayard	5'
Peroneal tendon harvesting	N. Budhiparama	5'
Tibial tunnel drilling	M. Karahan	8'
Femoral tunnel drilling outside in, trans tibial, medial portal in out	F. Kelberine	8'
Femoral and tibial fixations	V. Musahl	10'
Tensioning the graft, position of fixation : any evidence ?	V. Duthon	8'
<i>Discussion</i>		10'

Coffee break

Is notch plasty useful ?	C. Fink	8'
Tibial slope and bone corrections	G. Demey	8'
ACL-R in open physis	J-C. Monllau	8'
ACL preservation and augmentation	P. Landreau	8'
ALL reconstruction	J-M. Fayard	8'
Lateral tenodesis	T. Neri	8'
AMRI management	N. Graveleau	8'
Round table with participants / clinical cases	V. Musahl	35'

AFTERNOON 16H30 - 19H

ACL TECHNICAL CURRENT CONCEPTS (II)

HOT TOPICS

Is double bundle still valid ?	V. Musahl	5'
Artificial ligament	A. Imhoff	5'
Allograft	P. Verdonk	8'
Navigation & augmented surgery	J-C. Monllau	8'
ACL repair & internal bracing	J-M. Fayard	8'
Healing process to ligamentization	F. Kelberine	8'
<i>Discussion</i>		8'

PCL

Clinical examination and MRI assessment	V. Duthon	8'
Which PCL should be operated	V. Musahl	8'
Graft choice	C. Fink	8'
Posterior arthroscopic portals in PCL reconstruction	N. Graveleau	8'
PCL repair and place of artificial ligament	D. Parker	8'
How I do a single bundle PCL-R	V. Musahl	8'
How I do a double bund PCL-R	J-M. Fayard	8'
Postoperative course after PCL-R	P. Landreau	8'
Complications	A. Imhoff	8'
Discussion / clinical cases	V. Musahl	18'



THURSDAY 23RD MORNING

MORNING 8H30 - 12H30

DIFFICULT PRIMARY TKA & UKA

1st PART

MEDIAL UKA

ACL deficient knee	G. Demey	10'
Deformity limits	A. Troelsen	10'
Weight limit : are you serious ?	M. Karahan	10'
Patient's activity expectations (full PE?)	E. Servien	10'
Poor bone quality (cementless / cemented)	A. Troelsen	10'
<i>Discussion</i>		10'

LATERAL UKA

Post-trauma	S. Lustig	10'
-------------	-----------	-----

PFJ

The challenging patella : small size, bone loss...	D. Parker	10'
Extensor mechanism malalignment	A. Imhoff	10'
Trochlear dysplasia : how to manage ?	S. Oussedik	10'
Patella baja	V. Duthon	10'
<i>Discussion</i>		10'

Coffee break

2nd PART

TKA

Huge coronal deformity : green slope	A. Troelsen	8'
Severe valgus knee (case based)	E. Servien	8'
Huge sagittal / axial deformities : red slopes	S. Lustig	8'
Extraarticular deformity	N. Budhiparama	8'
<i>Discussion</i>		8'

The (super) obese : how to manage	D. Parker	8'
Stiff knee : black slope	S. Lustig	8'
Chronic post traumatic knee (multioperated, hardware...)	M. Karahan	8'
<i>Discussion</i>		6'

BATTLE OF ROBOTS

New technologies in TKA : is the latest the greatest ?	N. Budhiparama	7'
Imageless is enough	F. Benazzo	7'
Image based is mandatory	S. Oussedik	7'
I am the robot	F. Kelberine	7'
<i>Discussion</i>		7'
My worst cases, how I managed them (room challenge)	D. Parker	25'

13H00 THE END